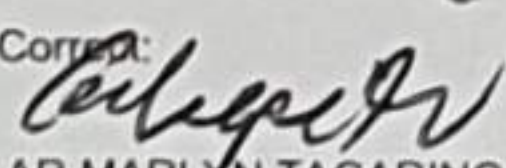




MONTHLY REPORT OF DISBURSEMENTS  
For the month of December 2019

Department : Department of Finance (DOF)  
 Agency/Entity : Insurance Commission  
 Operating Unit : < not applicable >  
 Organization Code : 11 008 0000000  
 Fund Cluster : 03 Special Account - Locally Funded/Domestic Grants Fund

| Particulars  | Current Year Budget |               |       |              |               | Prior Year's Budget           |      |      |      |               |                                 |      |      |      |                  |            | SUB-TOTAL     | Trust Liabilities |      |      |               | Grand Total   |               |       |              |                  | Remarks |
|--|---------------------|---------------|-------|--------------|---------------|-------------------------------|------|------|------|---------------|---------------------------------|------|------|------|------------------|------------|---------------|-------------------|------|------|---------------|---------------|---------------|-------|--------------|------------------|---------|
|  | PS                  | MOOE          | FinEx | CO           | TOTAL         | Prior Year's Accounts Payable |      |      |      |               | Current Year's Accounts Payable |      |      |      |                  | TOTAL      |               | PS                | MOOE | CO   | TOTAL         | PS            | MOOE          | FinEx | CO           | TOTAL            |         |
|  |                     |               |       |              |               | 7                             | 8    | 9    | 10   | Sub-Total     | 12                              | 13   | 14   | 15   | Sub-Total        |            |               |                   |      |      |               |               |               |       |              |                  |         |
| 1  | 2                   | 3             | 4     | 5            | 6=(2+3+4+5)   | 7                             | 8    | 9    | 10   | 11=(7+8+9+10) | 12                              | 13   | 14   | 15   | 16=(12+13+14+15) | 17=(11+16) | 18=(6+17)     | 19                | 20   | 21   | 22=(19+20+21) | 23            | 24            | 25    | 26           | 27=(23+24+25+26) | 28      |
| CASH DISBURSEMENTS   | 19,453,142.60       | 16,852,856.87 | 0.00  | 1,798,619.67 | 38,104,619.14 | 0.00                          | 0.00 | 0.00 | 0.00 | 0.00          | 0.00                            | 0.00 | 0.00 | 0.00 | 0.00             | 0.00       | 38,104,619.14 | 0.00              | 0.00 | 0.00 | 0.00          | 19,453,142.60 | 16,852,856.87 | 0.00  | 1,798,619.67 | 38,104,619.14    |         |
| Notice of Cash Allocation (NCA)  | 19,453,142.60       | 16,852,856.87 | 0.00  | 1,798,619.67 | 38,104,619.14 | 0.00                          | 0.00 | 0.00 | 0.00 | 0.00          | 0.00                            | 0.00 | 0.00 | 0.00 | 0.00             | 0.00       | 38,104,619.14 | 0.00              | 0.00 | 0.00 | 0.00          | 19,453,142.60 | 16,852,856.87 | 0.00  | 1,798,619.67 | 38,104,619.14    |         |
| MDS Checks Issued  | 19,408,230.09       | 14,912,016.22 | 0.00  | 1,798,619.67 | 36,118,865.98 | 0.00                          | 0.00 | 0.00 | 0.00 | 0.00          | 0.00                            | 0.00 | 0.00 | 0.00 | 0.00             | 0.00       | 36,118,865.98 | 0.00              | 0.00 | 0.00 | 0.00          | 19,408,230.09 | 14,912,016.22 | 0.00  | 1,798,619.67 | 36,118,865.98    |         |
| Advice to Debit Account  | 44,912.51           | 1,940,840.65  | 0.00  | 0.00         | 1,985,753.16  | 0.00                          | 0.00 | 0.00 | 0.00 | 0.00          | 0.00                            | 0.00 | 0.00 | 0.00 | 0.00             | 0.00       | 1,985,753.16  | 0.00              | 0.00 | 0.00 | 0.00          | 44,912.51     | 1,940,840.65  | 0.00  | 0.00         | 1,985,753.16     |         |
| Notice of Transfer Allocations (NTA)   | 0.00                | 0.00          | 0.00  | 0.00         | 0.00          | 0.00                          | 0.00 | 0.00 | 0.00 | 0.00          | 0.00                            | 0.00 | 0.00 | 0.00 | 0.00             | 0.00       | 0.00          | 0.00              | 0.00 | 0.00 | 0.00          | 0.00          | 0.00          | 0.00  | 0.00         | 0.00             |         |
| MDS Checks Issued  | 0.00                | 0.00          | 0.00  | 0.00         | 0.00          | 0.00                          | 0.00 | 0.00 | 0.00 | 0.00          | 0.00                            | 0.00 | 0.00 | 0.00 | 0.00             | 0.00       | 0.00          | 0.00              | 0.00 | 0.00 | 0.00          | 0.00          | 0.00          | 0.00  | 0.00         | 0.00             |         |
| Advice to Debit Account  | 0.00                | 0.00          | 0.00  | 0.00         | 0.00          | 0.00                          | 0.00 | 0.00 | 0.00 | 0.00          | 0.00                            | 0.00 | 0.00 | 0.00 | 0.00             | 0.00       | 0.00          | 0.00              | 0.00 | 0.00 | 0.00          | 0.00          | 0.00          | 0.00  | 0.00         | 0.00             |         |
| Working Fund for FAPs  | 0.00                | 0.00          | 0.00  | 0.00         | 0.00          | 0.00                          | 0.00 | 0.00 | 0.00 | 0.00          | 0.00                            | 0.00 | 0.00 | 0.00 | 0.00             | 0.00       | 0.00          | 0.00              | 0.00 | 0.00 | 0.00          | 0.00          | 0.00          | 0.00  | 0.00         | 0.00             |         |
| Cash Disbursement Ceiling (CDC)  | 0.00                | 0.00          | 0.00  | 0.00         | 0.00          | 0.00                          | 0.00 | 0.00 | 0.00 | 0.00          | 0.00                            | 0.00 | 0.00 | 0.00 | 0.00             | 0.00       | 0.00          | 0.00              | 0.00 | 0.00 | 0.00          | 0.00          | 0.00          | 0.00  | 0.00         | 0.00             |         |
| TOTAL CASH DISBURSEMENTS   | 19,453,142.60       | 16,852,856.87 | 0.00  | 1,798,619.67 | 38,104,619.14 | 0.00                          | 0.00 | 0.00 | 0.00 | 0.00          | 0.00                            | 0.00 | 0.00 | 0.00 | 0.00             | 0.00       | 38,104,619.14 | 0.00              | 0.00 | 0.00 | 0.00          | 19,453,142.60 | 16,852,856.87 | 0.00  | 1,798,619.67 | 38,104,619.14    |         |
| NON-CASH DISBURSEMENTS   | 2,429,847.64        | 537,823.04    | 0.00  | 36,992.54    | 3,004,663.22  | 0.00                          | 0.00 | 0.00 | 0.00 | 0.00          | 0.00                            | 0.00 | 0.00 | 0.00 | 0.00             | 0.00       | 3,004,663.22  | 0.00              | 0.00 | 0.00 | 0.00          | 2,429,847.64  | 537,823.04    | 0.00  | 36,992.54    | 3,004,663.22     |         |
| Tax Remittance Advances Issued (TRA)   | 2,429,847.64        | 537,823.04    | 0.00  | 36,992.54    | 3,004,663.22  | 0.00                          | 0.00 | 0.00 | 0.00 | 0.00          | 0.00                            | 0.00 | 0.00 | 0.00 | 0.00             | 0.00       | 3,004,663.22  | 0.00              | 0.00 | 0.00 | 0.00          | 2,429,847.64  | 537,823.04    | 0.00  | 36,992.54    | 3,004,663.22     |         |
| Non-Cash Availment Authority (NCAA)  | 0.00                | 0.00          | 0.00  | 0.00         | 0.00          | 0.00                          | 0.00 | 0.00 | 0.00 | 0.00          | 0.00                            | 0.00 | 0.00 | 0.00 | 0.00             | 0.00       | 0.00          | 0.00              | 0.00 | 0.00 | 0.00          | 0.00          | 0.00          | 0.00  | 0.00         | 0.00             |         |
| Disbursements effected through outright deductions from claims (please specify...) | 0.00                | 0.00          | 0.00  | 0.00         | 0.00          | 0.00                          | 0.00 | 0.00 | 0.00 | 0.00          | 0.00                            | 0.00 | 0.00 | 0.00 | 0.00             | 0.00       | 0.00          | 0.00              | 0.00 | 0.00 | 0.00          | 0.00          | 0.00          | 0.00  | 0.00         | 0.00             |         |
| Overpayment of expenses (e.g. personnel benefits)                                  | 0.00                | 0.00          | 0.00  | 0.00         | 0.00          | 0.00                          | 0.00 | 0.00 | 0.00 | 0.00          | 0.00                            | 0.00 | 0.00 | 0.00 | 0.00             | 0.00       | 0.00          | 0.00              | 0.00 | 0.00 | 0.00          | 0.00          | 0.00          | 0.00  | 0.00         | 0.00             |         |
| Restitution for loss of government property  | 0.00                | 0.00          | 0.00  | 0.00         | 0.00          | 0.00                          | 0.00 | 0.00 | 0.00 | 0.00          | 0.00                            | 0.00 | 0.00 | 0.00 | 0.00             | 0.00       | 0.00          | 0.00              | 0.00 | 0.00 | 0.00          | 0.00          | 0.00          | 0.00  | 0.00         | 0.00             |         |
| Liquidated damages and similar claims  | 0.00                | 0.00          | 0.00  | 0.00         | 0.00          | 0.00                          | 0.00 | 0.00 | 0.00 | 0.00          | 0.00                            | 0.00 | 0.00 | 0.00 | 0.00             | 0.00       | 0.00          | 0.00              | 0.00 | 0.00 | 0.00          | 0.00          | 0.00          | 0.00  | 0.00         | 0.00             |         |
| Others (T.E.F., B1-Documentary Stamp Tax, etc.)                                    | 0.00                | 0.00          | 0.00  | 0.00         | 0.00          | 0.00                          | 0.00 | 0.00 | 0.00 | 0.00          | 0.00                            | 0.00 | 0.00 | 0.00 | 0.00             | 0.00       | 0.00          | 0.00              | 0.00 | 0.00 | 0.00          | 0.00          | 0.00          | 0.00  | 0.00         | 0.00             |         |
| TOTAL NON-CASH DISBURSEMENTS   | 2,429,847.64        | 537,823.04    | 0.00  | 36,992.54    | 3,004,663.22  | 0.00                          | 0.00 | 0.00 | 0.00 | 0.00          | 0.00                            | 0.00 | 0.00 | 0.00 | 0.00             | 0.00       | 3,004,663.22  | 0.00              | 0.00 | 0.00 | 0.00          | 2,429,847.64  | 537,823.04    | 0.00  | 36,992.54    | 3,004,663.22     |         |
| GRAND TOTAL  | 21,882,990.24       | 17,390,679.91 | 0.00  | 1,835,612.21 | 41,109,282.36 | 0.00                          | 0.00 | 0.00 | 0.00 | 0.00          | 0.00                            | 0.00 | 0.00 | 0.00 | 0.00             | 0.00       | 41,109,282.36 | 0.00              | 0.00 | 0.00 | 0.00          | 21,882,990.24 | 17,390,679.91 | 0.00  | 1,835,612.21 | 41,109,282.36    |         |

Certified Correct:   
 DEL PILAR MARLYN TAGARINO  
 Accountant  
 Date: 14-Jan-2020

Recommending Approval:   
 CASTRO CAROLYN ANNE CONCEPCION  
 Director of Financial Management Service (FMS) or Equivalent  
 Date: 14-Jan-2020

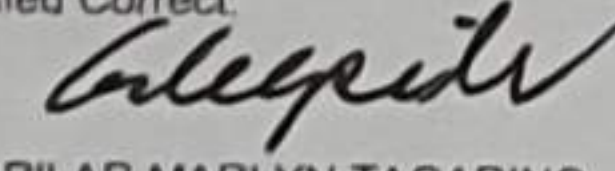
Approved By:   
 FERRANCO PAMELA FERRANCO  
 Agency/Entity Head or Authorized Representative  
 Date: 14-Jan-2020

MONTHLY REPORT OF DISBURSEMENTS  
For the month of November 2019


FAR 10.0

Department : Department of Finance (DOF)  
Agency/Entity : Insurance Commission  
Operating Unit : < not applicable >  
Organization Code : 11 008 0000000  
Fund Cluster : 03 Special Account - Locally Funded/Domestic Grants Fund

| Particulars   | Current Year Budget |              |       |      |               | Prior Year's Budget           |      |       |      |               |                                 |      |       |      |                  |            | SUB-TOTAL     | Trust Liabilities |      |      |               | Grand Total   |              |       |      |                  | Remarks |
|---|---------------------|--------------|-------|------|---------------|-------------------------------|------|-------|------|---------------|---------------------------------|------|-------|------|------------------|------------|---------------|-------------------|------|------|---------------|---------------|--------------|-------|------|------------------|---------|
|   | PS                  | MOOE         | FinEx | CO   | TOTAL         | Prior Year's Accounts Payable |      |       |      |               | Current Year's Accounts Payable |      |       |      |                  | TOTAL      |               | PS                | MOOE | CO   | TOTAL         | PS            | MOOE         | FinEx | CO   | TOTAL            |         |
|   |                     |              |       |      |               | PS                            | MOOE | FinEx | CO   | Sub-Total     | PS                              | MOOE | FinEx | CO   | Sub-Total        |            |               |                   |      |      |               |               |              |       |      |                  |         |
| 1   | 2                   | 3            | 4     | 5    | 6=(2+3+4+5)   | 7                             | 8    | 9     | 10   | 11=(7+8+9+10) | 12                              | 13   | 14    | 15   | 16=(12+13+14+15) | 17=(11+16) | 18=(6+17)     | 19                | 20   | 21   | 22=(19+20+21) | 23            | 24           | 25    | 26   | 27=(23+24+25+26) | 28      |
| CASH DISBURSEMENTS  | 22,718,961.66       | 8,394,611.04 | 0.00  | 0.00 | 31,113,572.70 | 0.00                          | 0.00 | 0.00  | 0.00 | 0.00          | 0.00                            | 0.00 | 0.00  | 0.00 | 0.00             | 0.00       | 31,113,572.70 | 0.00              | 0.00 | 0.00 | 0.00          | 22,718,961.66 | 8,394,611.04 | 0.00  | 0.00 | 31,113,572.70    |         |
| Notice of Cash Allocation (NCA)   | 22,718,961.66       | 8,394,611.04 | 0.00  | 0.00 | 31,113,572.70 | 0.00                          | 0.00 | 0.00  | 0.00 | 0.00          | 0.00                            | 0.00 | 0.00  | 0.00 | 0.00             | 0.00       | 31,113,572.70 | 0.00              | 0.00 | 0.00 | 0.00          | 22,718,961.66 | 8,394,611.04 | 0.00  | 0.00 | 31,113,572.70    |         |
| MDS Checks Issued   | 22,579,142.83       | 6,589,477.49 | 0.00  | 0.00 | 29,168,620.32 | 0.00                          | 0.00 | 0.00  | 0.00 | 0.00          | 0.00                            | 0.00 | 0.00  | 0.00 | 0.00             | 0.00       | 29,168,620.32 | 0.00              | 0.00 | 0.00 | 0.00          | 22,579,142.83 | 6,589,477.49 | 0.00  | 0.00 | 29,168,620.32    |         |
| Advice to Debit Account   | 139,818.83          | 1,805,133.55 | 0.00  | 0.00 | 1,944,952.38  | 0.00                          | 0.00 | 0.00  | 0.00 | 0.00          | 0.00                            | 0.00 | 0.00  | 0.00 | 0.00             | 0.00       | 1,944,952.38  | 0.00              | 0.00 | 0.00 | 0.00          | 139,818.83    | 1,805,133.55 | 0.00  | 0.00 | 1,944,952.38     |         |
| Notice of Transfer Allocations (NTA)  | 0.00                | 0.00         | 0.00  | 0.00 | 0.00          | 0.00                          | 0.00 | 0.00  | 0.00 | 0.00          | 0.00                            | 0.00 | 0.00  | 0.00 | 0.00             | 0.00       | 0.00          | 0.00              | 0.00 | 0.00 | 0.00          | 0.00          | 0.00         | 0.00  | 0.00 | 0.00             |         |
| MDS Checks Issued   | 0.00                | 0.00         | 0.00  | 0.00 | 0.00          | 0.00                          | 0.00 | 0.00  | 0.00 | 0.00          | 0.00                            | 0.00 | 0.00  | 0.00 | 0.00             | 0.00       | 0.00          | 0.00              | 0.00 | 0.00 | 0.00          | 0.00          | 0.00         | 0.00  | 0.00 | 0.00             |         |
| Advice to Debit Account   | 0.00                | 0.00         | 0.00  | 0.00 | 0.00          | 0.00                          | 0.00 | 0.00  | 0.00 | 0.00          | 0.00                            | 0.00 | 0.00  | 0.00 | 0.00             | 0.00       | 0.00          | 0.00              | 0.00 | 0.00 | 0.00          | 0.00          | 0.00         | 0.00  | 0.00 | 0.00             |         |
| Working Fund for FAPs   | 0.00                | 0.00         | 0.00  | 0.00 | 0.00          | 0.00                          | 0.00 | 0.00  | 0.00 | 0.00          | 0.00                            | 0.00 | 0.00  | 0.00 | 0.00             | 0.00       | 0.00          | 0.00              | 0.00 | 0.00 | 0.00          | 0.00          | 0.00         | 0.00  | 0.00 | 0.00             |         |
| Cash Disbursement Ceiling (CDC)   | 0.00                | 0.00         | 0.00  | 0.00 | 0.00          | 0.00                          | 0.00 | 0.00  | 0.00 | 0.00          | 0.00                            | 0.00 | 0.00  | 0.00 | 0.00             | 0.00       | 0.00          | 0.00              | 0.00 | 0.00 | 0.00          | 0.00          | 0.00         | 0.00  | 0.00 | 0.00             |         |
| TOTAL CASH DISBURSEMENTS  | 22,718,961.66       | 8,394,611.04 | 0.00  | 0.00 | 31,113,572.70 | 0.00                          | 0.00 | 0.00  | 0.00 | 0.00          | 0.00                            | 0.00 | 0.00  | 0.00 | 0.00             | 0.00       | 31,113,572.70 | 0.00              | 0.00 | 0.00 | 0.00          | 22,718,961.66 | 8,394,611.04 | 0.00  | 0.00 | 31,113,572.70    |         |
| NON-CASH DISBURSEMENTS  | 4,891,761.04        | 251,940.96   | 0.00  | 0.00 | 5,143,702.00  | 0.00                          | 0.00 | 0.00  | 0.00 | 0.00          | 0.00                            | 0.00 | 0.00  | 0.00 | 0.00             | 0.00       | 5,143,702.00  | 0.00              | 0.00 | 0.00 | 0.00          | 4,891,761.04  | 251,940.96   | 0.00  | 0.00 | 5,143,702.00     |         |
| Tax Remittance Advices Issued (TRA)   | 4,891,761.04        | 251,940.96   | 0.00  | 0.00 | 5,143,702.00  | 0.00                          | 0.00 | 0.00  | 0.00 | 0.00          | 0.00                            | 0.00 | 0.00  | 0.00 | 0.00             | 0.00       | 5,143,702.00  | 0.00              | 0.00 | 0.00 | 0.00          | 4,891,761.04  | 251,940.96   | 0.00  | 0.00 | 5,143,702.00     |         |
| Non-Cash Availment Authority (NCAA)   | 0.00                | 0.00         | 0.00  | 0.00 | 0.00          | 0.00                          | 0.00 | 0.00  | 0.00 | 0.00          | 0.00                            | 0.00 | 0.00  | 0.00 | 0.00             | 0.00       | 0.00          | 0.00              | 0.00 | 0.00 | 0.00          | 0.00          | 0.00         | 0.00  | 0.00 | 0.00             |         |
| Disbursements effected through outright deductions from claims (please specify) | 0.00                | 0.00         | 0.00  | 0.00 | 0.00          | 0.00                          | 0.00 | 0.00  | 0.00 | 0.00          | 0.00                            | 0.00 | 0.00  | 0.00 | 0.00             | 0.00       | 0.00          | 0.00              | 0.00 | 0.00 | 0.00          | 0.00          | 0.00         | 0.00  | 0.00 | 0.00             |         |
| Overpayment of expenses (e.g. personnel benefits)                               | 0.00                | 0.00         | 0.00  | 0.00 | 0.00          | 0.00                          | 0.00 | 0.00  | 0.00 | 0.00          | 0.00                            | 0.00 | 0.00  | 0.00 | 0.00             | 0.00       | 0.00          | 0.00              | 0.00 | 0.00 | 0.00          | 0.00          | 0.00         | 0.00  | 0.00 | 0.00             |         |
| Reimbursement for loss of government property                                   | 0.00                | 0.00         | 0.00  | 0.00 | 0.00          | 0.00                          | 0.00 | 0.00  | 0.00 | 0.00          | 0.00                            | 0.00 | 0.00  | 0.00 | 0.00             | 0.00       | 0.00          | 0.00              | 0.00 | 0.00 | 0.00          | 0.00          | 0.00         | 0.00  | 0.00 | 0.00             |         |
| Liquidated damages and similar claims   | 0.00                | 0.00         | 0.00  | 0.00 | 0.00          | 0.00                          | 0.00 | 0.00  | 0.00 | 0.00          | 0.00                            | 0.00 | 0.00  | 0.00 | 0.00             | 0.00       | 0.00          | 0.00              | 0.00 | 0.00 | 0.00          | 0.00          | 0.00         | 0.00  | 0.00 | 0.00             |         |
| Others (T.F., B.T., Documentary Stamp Tax, etc.)                                | 0.00                | 0.00         | 0.00  | 0.00 | 0.00          | 0.00                          | 0.00 | 0.00  | 0.00 | 0.00          | 0.00                            | 0.00 | 0.00  | 0.00 | 0.00             | 0.00       | 0.00          | 0.00              | 0.00 | 0.00 | 0.00          | 0.00          | 0.00         | 0.00  | 0.00 | 0.00             |         |
| TOTAL NON-CASH DISBURSEMENTS  | 4,891,761.04        | 251,940.96   | 0.00  | 0.00 | 5,143,702.00  | 0.00                          | 0.00 | 0.00  | 0.00 | 0.00          | 0.00                            | 0.00 | 0.00  | 0.00 | 0.00             | 0.00       | 5,143,702.00  | 0.00              | 0.00 | 0.00 | 0.00          | 4,891,761.04  | 251,940.96   | 0.00  | 0.00 | 5,143,702.00     |         |
| GRAND TOTAL   | 27,610,722.70       | 8,646,552.00 | 0.00  | 0.00 | 36,257,274.70 | 0.00                          | 0.00 | 0.00  | 0.00 | 0.00          | 0.00                            | 0.00 | 0.00  | 0.00 | 0.00             | 0.00       | 36,257,274.70 | 0.00              | 0.00 | 0.00 | 0.00          | 27,610,722.70 | 8,646,552.00 | 0.00  | 0.00 | 36,257,274.70    |         |

Certified Correct:  
  
DEL PILAR MARLYN TAGARINO  
Accountant  
Date: 10-Dec-2019

Recommending Approval:  
  
CASTRO CAROLYN ANNE CONCEPCION  
Director of Financial Management Service (FMS) or Equivalent  
Date: 10-Dec-2019

Approved By:  
  
PAFES PAMELA FERRANCO  
Agency/Entity Head or Authorized Representative  
Date: 10-Dec-2019



MONTHLY REPORT OF DISBURSEMENTS
For the month of September 2019

Department of Finance (DOF)
Insurance Commission
Agency
Operating Unit
Organization Code
Fund Class

Current Year Appropriations
Supplemental Appropriations
Carrying Appropriations

Table with columns for Particulars, Current Year Budget, Prior Year's Budget, Current Year's Available Payable, 1899 TOTAL, and Grand Total. Rows include Cash Disbursements, Cash Disbursements (NCAL), NCI Cash Disbursements, etc.

Certified Correct

Signature of Pilar Marilyn Tagarino
DEL PILAR MARILYN TAGARINO
Accountant
Date: 04-Oct-2019

Recommending Approval

Signature of Castro Carol Yvonne Concepcion
CASTRO CAROL YVONNE CONCEPCION
Accountant
Date: 04-Oct-2019

Approved By


Signature of Ramon Fernando
RAMON FERNANDO
Finance Officer
Date: 04-Oct-2019



**MONTHLY REPORT OF DISBURSEMENTS**  
For the Month of July, 2019

| Department: Department of Finance (DOR) |                     |               |           |    | Agency: Insurance Commission                        |    |      |           |    |                                 |    |      |           |    | Operating Unit: N/A      |                   |           |      |             |               |               |      |         |               |    |                  |    |
|---|---------------------|---------------|-----------|----|---|----|------|-----------|----|---------------------------------|----|------|-----------|----|--------------------------|-------------------|-----------|------|-------------|---------------|---------------|------|---------|---------------|----|------------------|----|
| Organization Code (IAC/CS) 1100000000   |                     |               |           |    | Fund Cluster: 03 - Special Account - Locally Funded |    |      |           |    |                                 |    |      |           |    | Report Status: SUBMITTED |                   |           |      |             |               |               |      |         |               |    |                  |    |
| PARTICULARS                             | CURRENT YEAR BUDGET |               |           |    | PRIOR YEAR'S ACCOUNTS PAYABLE                       |    |      |           |    | CURRENT YEAR'S ACCOUNTS PAYABLE |    |      |           |    | SUB-TOTAL                | TRUST LIABILITIES |           |      | GRAND TOTAL |               |               |      | REMARKS |               |    |                  |    |
|   | PS                  | MOOE          | Fin. Exp. | CO | TOTAL   | PS | MOOE | Fin. Exp. | CO | Sub-Total                       | PS | MOOE | Fin. Exp. | CO |                          | Sub-Total         | PS        | MOOE | EQ          | TOTAL         | PS            | MOOE |         | Fin. Exp.     | CO | TOTAL            |    |
| 1                                       | 2                   | 3             | 4         | 5  | 6=(2+3+4+5)   | 7  | 8    | 9         | 10 | 11=(7+8+9+10)                   | 12 | 13   | 14        | 15 | 16=(12+13+14+15)         | 17=(21+16)        | 18=(6+17) | 19   | 20          | 21            | 22=(19+20+21) | 23   | 24      | 25            | 26 | 27=(23+24+25+26) | 28 |
| Notice of Cash Allocation (NCA)         | 12,649,710.04       | 11,619,342.43 | -         | -  | 24,269,052.45                                       |    |      |           |    |                                 |    |      |           |    |                          | 24,269,052.45     |           |      |             | 12,649,710.04 | 11,619,342.43 | -    | -       | 24,269,052.45 |    | 28               |    |
| MCI Checks Issued                       | 12,472,411.24       | 10,490,413.27 |           |    | 22,962,824.51                                       |    |      |           |    |                                 |    |      |           |    |                          | 22,962,824.51     |           |      |             | 12,472,411.24 | 10,490,413.27 | -    | -       | 22,962,824.51 |    |                  |    |
| Advice to Credit Account                | 177,298.80          | 1,148,919.14  |           |    | 1,326,217.94  |    |      |           |    |                                 |    |      |           |    |                          | 1,326,217.94      |           |      |             | 177,298.80    | 1,148,919.14  | -    | -       | 1,326,217.94  |    |                  |    |
| Notice of Transfer Allocation (NTA)     |                     |               |           |    |   |    |      |           |    |                                 |    |      |           |    |                          |                   |           |      |             |               |               |      |         |               |    |                  |    |
| MCI Checks Issued                       |                     |               |           |    |   |    |      |           |    |                                 |    |      |           |    |                          |                   |           |      |             |               |               |      |         |               |    |                  |    |
| Advice to Debt Account                  |                     |               |           |    |   |    |      |           |    |                                 |    |      |           |    |                          |                   |           |      |             |               |               |      |         |               |    |                  |    |
| Working Fund (NCA issued to RT-)        |                     |               |           |    |   |    |      |           |    |                                 |    |      |           |    |                          |                   |           |      |             |               |               |      |         |               |    |                  |    |
| Tax Remittance Advances Issued (TAA)    | 1,687,344.03        | 571,267.09    |           |    | 2,258,611.12  |    |      |           |    |                                 |    |      |           |    |                          | 2,258,611.12      |           |      |             | 1,687,344.03  | 571,267.09    | -    | -       | 2,258,611.12  |    |                  |    |
| Cash Disbursement Ceiling (CDC)         |                     |               |           |    |   |    |      |           |    |                                 |    |      |           |    |                          |                   |           |      |             |               |               |      |         |               |    |                  |    |
| Non-Cash Advances Authority (NCAA)      |                     |               |           |    |   |    |      |           |    |                                 |    |      |           |    |                          |                   |           |      |             |               |               |      |         |               |    |                  |    |
| Others (CDT, RT, Docs Stamp, etc.)      |                     |               |           |    |   |    |      |           |    |                                 |    |      |           |    |                          |                   |           |      |             |               |               |      |         |               |    |                  |    |

Certified Correct:  
  
\_\_\_\_\_  
Agency Chief Accountant  
Date: 06 August 2019

Approved by:  
  
\_\_\_\_\_  
Head of Agency or Authorized Representative  
Date:

**MONTHLY REPORT OF DISBURSEMENTS**  
For the month of June, 2019

| Department: Department of Finance (DOF) |                     |       |          |    | Agency: Insurance Commission                        |                              |       |          |    |           |                               |       |          |    | Operating Unit: N/A      |           |                   |    |       |    |             |    |       |          |    |         |       |  |
|---|---------------------|-------|----------|----|---|------------------------------|-------|----------|----|-----------|-------------------------------|-------|----------|----|--------------------------|-----------|-------------------|----|-------|----|-------------|----|-------|----------|----|---------|-------|--|
| Organization Code (UACS): 110080000000  |                     |       |          |    | Fund Cluster: 03 - Special Account - Locally Funded |                              |       |          |    |           |                               |       |          |    | Report Status: SUBMITTED |           |                   |    |       |    |             |    |       |          |    |         |       |  |
| PARTICULARS                             | CURRENT YEAR BUDGET |       |          |    |   | PRIOR YEARS ACCOUNTS PAYABLE |       |          |    |           | CURRENT YEAR ACCOUNTS PAYABLE |       |          |    |                          | SUB-TOTAL | TRUST LIABILITIES |    |       |    | GRAND TOTAL |    |       |          |    | REMARKS |       |  |
|   | PS                  | MIKEE | Fls. Exp | CO | TOTAL   | PS                           | MIKEE | Fls. Exp | CO | Sub-Total | PS                            | MIKEE | Fls. Exp | CO | Sub-Total                |           | TOTAL             | PS | MIKEE | CO | TOTAL       | PS | MIKEE | Fls. Exp | CO |         | TOTAL |  |
| None of Cash Allocation (NCA)           | 2,000,002.92        |       |          |    | 2,000,002.92  |                              |       |          |    |           |                               |       |          |    |                          |           |                   |    |       |    |             |    |       |          |    |         |       |  |
| MIS Checks Issued                       | 22,967,881.97       |       |          |    | 22,967,881.97                                       |                              |       |          |    |           |                               |       |          |    |                          |           |                   |    |       |    |             |    |       |          |    |         |       |  |
| Advance Debt Account                    | 112,922.95          |       |          |    | 1,300,077.96  |                              |       |          |    |           |                               |       |          |    |                          |           |                   |    |       |    |             |    |       |          |    |         |       |  |
| None of Transfer of Allocation (NTA)    |                     |       |          |    |   |                              |       |          |    |           |                               |       |          |    |                          |           |                   |    |       |    |             |    |       |          |    |         |       |  |
| MIS Checks Issued                       |                     |       |          |    |   |                              |       |          |    |           |                               |       |          |    |                          |           |                   |    |       |    |             |    |       |          |    |         |       |  |
| Advance Debt Account                    |                     |       |          |    |   |                              |       |          |    |           |                               |       |          |    |                          |           |                   |    |       |    |             |    |       |          |    |         |       |  |
| Working Fund (NC Account) (WF)          |                     |       |          |    |   |                              |       |          |    |           |                               |       |          |    |                          |           |                   |    |       |    |             |    |       |          |    |         |       |  |
| Tax Refund/Advance Issued (TRA)         | 1,639,955.43        |       |          |    | 2,074,986.31  |                              |       |          |    |           |                               |       |          |    |                          |           |                   |    |       |    |             |    |       |          |    |         |       |  |
| Cash Disbursement Order (CDO)           |                     |       |          |    |   |                              |       |          |    |           |                               |       |          |    |                          |           |                   |    |       |    |             |    |       |          |    |         |       |  |
| Non-Cash Advances/Advances (NCAA)       |                     |       |          |    |   |                              |       |          |    |           |                               |       |          |    |                          |           |                   |    |       |    |             |    |       |          |    |         |       |  |
| Others (DT, B Fr Dies Stamp, etc.)      |                     |       |          |    |   |                              |       |          |    |           |                               |       |          |    |                          |           |                   |    |       |    |             |    |       |          |    |         |       |  |

Certified Correct:

  
Pats. Pajhela  
Agency Chief Accountant

Date: 03/Jul/2019

Approved By:  
  
Funk Dennis  
Head of Agency or Authorized Representative  
Date: 03/Jul/2019

MONTHLY REPORT OF DISBURSEMENTS  
For the month of May, 2019

| Department: Department of Finance (DOF) |                     |              |           |    | Agency: Insurance Commission                        |                               |      |           |    |              |                                 |      |           |    | Operating Unit: N/A      |           |                |      |    |       |             |      |           |    |         |
|---|---------------------|--------------|-----------|----|---|-------------------------------|------|-----------|----|--------------|---------------------------------|------|-----------|----|--------------------------|-----------|----------------|------|----|-------|-------------|------|-----------|----|---------|
| Organization Code (UACS): 11008000000   |                     |              |           |    | Fund Cluster: 03 - Special Account - Locally Funded |                               |      |           |    |              |                                 |      |           |    | Report Status: SUBMITTED |           |                |      |    |       |             |      |           |    |         |
| PARTICULARS                             | CURRENT YEAR BUDGET |              |           |    |   | PRIOR YEAR'S ACCOUNTS PAYABLE |      |           |    |              | CURRENT YEAR'S ACCOUNTS PAYABLE |      |           |    |                          | SUB-TOTAL | TRUST LMBR/FRS |      |    |       | GRAND TOTAL |      |           |    | REMARKS |
|   | PS                  | MOOE         | Fin. Exp. | CO | TOTAL   | PS                            | MOOE | Fin. Exp. | CO | Sub-Totl     | PS                              | MOOE | Fin. Exp. | CO | Sub-Totl                 |           | PS             | MOOE | CO | TOTAL | PS          | MOOE | Fin. Exp. | CO |         |
| 1                                       | 0                   |              |           |    |   |                               |      |           |    |              |                                 |      |           |    |                          |           |                |      |    |       |             |      |           |    |         |
| Balance of Cash Allocation (NCA)        | 23,024,869.33       | 8,746,575.32 |           |    | 31,771,444.65                                       |                               |      |           |    |              |                                 |      |           |    |                          |           |                |      |    |       |             |      |           |    |         |
| MOE Check Issued                        | 23,024,869.33       | 4,351,451.58 |           |    | 1,229,325.49  |                               |      |           |    |              |                                 |      |           |    |                          |           |                |      |    |       |             |      |           |    |         |
| Advance to Cash Account                 | 107,966.33          | 1,395,123.74 |           |    |   |                               |      |           |    |              |                                 |      |           |    |                          |           |                |      |    |       |             |      |           |    |         |
| Balance of transfer of Allocation (PFA) |                     |              |           |    |   |                               |      |           |    |              |                                 |      |           |    |                          |           |                |      |    |       |             |      |           |    |         |
| MOE Check Issued                        |                     |              |           |    |   |                               |      |           |    |              |                                 |      |           |    |                          |           |                |      |    |       |             |      |           |    |         |
| Advance to Cash Account                 |                     |              |           |    |   |                               |      |           |    |              |                                 |      |           |    |                          |           |                |      |    |       |             |      |           |    |         |
| Working Fund (NCA) issued to BTA        |                     |              |           |    |   |                               |      |           |    |              |                                 |      |           |    |                          |           |                |      |    |       |             |      |           |    |         |
| Tax Remittance Advance Issued (TRAI)    | 4,448,124.00        | 200,040.00   |           |    | 10,636.20   |                               |      |           |    | 4,718,798.20 |                                 |      |           |    |                          |           |                |      |    |       |             |      |           |    |         |
| Cash Disbursement Entry (CDE)           |                     |              |           |    |   |                               |      |           |    |              |                                 |      |           |    |                          |           |                |      |    |       |             |      |           |    |         |
| Non-Cash Available Authority (NCMA)     |                     |              |           |    |   |                               |      |           |    |              |                                 |      |           |    |                          |           |                |      |    |       |             |      |           |    |         |
| Others (CDE, BTA, Check Stamp, etc.)    |                     |              |           |    |   |                               |      |           |    |              |                                 |      |           |    |                          |           |                |      |    |       |             |      |           |    |         |

Certified Correct:

*[Signature]*  
Pilas, Pamela

Agency Chief Accountant

Date: 06/June/2019

Approved By:

*[Signature]*  
Funa, Dennis  
Head of Agency or Authorized Representative

Date: 06/June/2019



**MONTHLY REPORT OF DISBURSEMENTS**  
For the month of April, 2019

| Department: Department of Finance (DOF) |                     |              |          |    | Agency: Insurance Commission                        |                               |   |                                 |   |                               |            |                                 |    |    | Operating Unit: N/A      |           |                   |           |    |      |             |    |              |    |    |         |
|---|---------------------|--------------|----------|----|---|-------------------------------|---|---------------------------------|---|-------------------------------|------------|---------------------------------|----|----|--------------------------|-----------|-------------------|-----------|----|------|-------------|----|--------------|----|----|---------|
| Organization Code (UACS): 110080000000  |                     |              |          |    | Fund Cluster: 03 - Special Account - Locally Funded |                               |   |                                 |   |                               |            |                                 |    |    | Report Status: SUBMITTED |           |                   |           |    |      |             |    |              |    |    |         |
| PARTICULARS                             | CURRENT YEAR BUDGET |              |          |    |   | PRIOR YEAR'S ACCOUNTS PAYABLE |   |                                 |   |                               |            |                                 |    |    |                          | SUB-TOTAL | TRUST LIABILITIES |           |    |      | GRAND TOTAL |    |              |    |    | REMARKS |
|   | PS                  | MODE         | Fin. Exp | CO | TOTAL   | PRIOR YEAR'S ACCOUNTS PAYABLE |   | CURRENT YEAR'S ACCOUNTS PAYABLE |   | PRIOR YEAR'S ACCOUNTS PAYABLE |            | CURRENT YEAR'S ACCOUNTS PAYABLE |    | PS | MODE                     |           | CO                | TOTAL     | PS | MODE | Fin. Exp    | CO | TOTAL        |    |    |         |
|   | 7                   | 8            | 9        | 10 | 11(2+3+4+5)   | 6                             | 7 | 8                               | 9 | 10                            | 11(10+9+8) | 12                              | 13 | 14 | 15                       |           | 16(12+11+10)      | 17(13+14) | 18 | 19   | 20          | 21 | 22(18+19+20) | 23 | 24 |         |
| Name of Cash Allocation (NEA)           | 17,035,940.00       | 9,593,307.00 |          |    | 26,629,247.00                                       |                               |   |                                 |   |                               |            |                                 |    |    |                          |           |                   |           |    |      |             |    |              |    |    |         |
| MGS Checks Issued                       | 19,227,745.33       | 8,736,984.42 |          |    | 24,984,409.75                                       |                               |   |                                 |   |                               |            |                                 |    |    |                          |           |                   |           |    |      |             |    |              |    |    |         |
| Advance to Detail Account               | 806,194.72          | 836,892.50   |          |    | 1,647,067.22  |                               |   |                                 |   |                               |            |                                 |    |    |                          |           |                   |           |    |      |             |    |              |    |    |         |
| Name of Transfer or Allocation (NEA)    |                     |              |          |    |   |                               |   |                                 |   |                               |            |                                 |    |    |                          |           |                   |           |    |      |             |    |              |    |    |         |
| MGS Checks Issued                       |                     |              |          |    |   |                               |   |                                 |   |                               |            |                                 |    |    |                          |           |                   |           |    |      |             |    |              |    |    |         |
| Advance to Detail Account               |                     |              |          |    |   |                               |   |                                 |   |                               |            |                                 |    |    |                          |           |                   |           |    |      |             |    |              |    |    |         |
| Working Fund (NEA issued to BTr)        |                     |              |          |    |   |                               |   |                                 |   |                               |            |                                 |    |    |                          |           |                   |           |    |      |             |    |              |    |    |         |
| Tax Remittance Advances Issued (FRM)    | 1,789,642.21        | 474,855.72   |          |    | 2,264,497.93  |                               |   |                                 |   |                               |            |                                 |    |    |                          |           |                   |           |    |      |             |    |              |    |    |         |
| Cash Disbursement Calling (CDC)         |                     |              |          |    |   |                               |   |                                 |   |                               |            |                                 |    |    |                          |           |                   |           |    |      |             |    |              |    |    |         |
| Non-Cash Assessment Authority (NCAA)    |                     |              |          |    |   |                               |   |                                 |   |                               |            |                                 |    |    |                          |           |                   |           |    |      |             |    |              |    |    |         |
| Others (COT, BTr, Check Stamp, etc.)    |                     |              |          |    |   |                               |   |                                 |   |                               |            |                                 |    |    |                          |           |                   |           |    |      |             |    |              |    |    |         |

Certified Correct:

*[Signature]*  
Pias, Pamela  
Agency Chief Accountant

Date: 09/May/2019


Approved By:

*[Signature]*  
Funa, Dennis  
Head of Agency or Authorized Representative  
Date: 09/May/2019

**MONTHLY REPORT OF DISBURSEMENTS**  
For the month of March, 2019


| Department: Department of Finance (DOF) |                     |              |           |    | Agency: Insurance Commission                        |                               |      |           |    |           |                                 |      |           |    | Operating Unit: N/A      |           |                   |    |      |    |             |    |      |           |    |         |       |
|---|---------------------|--------------|-----------|----|---|-------------------------------|------|-----------|----|-----------|---------------------------------|------|-----------|----|--------------------------|-----------|-------------------|----|------|----|-------------|----|------|-----------|----|---------|-------|
| Organization Code (UACS): 11008000000   |                     |              |           |    | Fund Cluster: 03 - Special Account - Locally Funded |                               |      |           |    |           |                                 |      |           |    | Report Status: SUBMITTED |           |                   |    |      |    |             |    |      |           |    |         |       |
| PARTICULARS                             | CURRENT YEAR BUDGET |              |           |    |   | PRIOR YEAR'S ACCOUNTS PAYABLE |      |           |    |           | CURRENT YEAR'S ACCOUNTS PAYABLE |      |           |    |                          | SUB-TOTAL | TRUST LIABILITIES |    |      |    | GRAND TOTAL |    |      |           |    | REMARKS |       |
|   | PS                  | MOOE         | Fin. Exp. | CO | TOTAL   | PS                            | MOOE | Fin. Exp. | CO | Sub-Total | PS                              | MOOE | Fin. Exp. | CO | Sub-Total                |           | TOTAL             | PS | MOOE | CO | TOTAL       | PS | MOOE | Fin. Exp. | CO |         | TOTAL |
| Notice of Cash Allocation (NCA)         | 16,822,031.22       | 9,151,750.04 |           |    | 25,973,781.26                                       |                               |      |           |    |           |                                 |      |           |    |                          |           |                   |    |      |    |             |    |      |           |    |         |       |
| MDS Checks Issued                       | 16,697,562.66       | 8,693,068.95 |           |    | 25,390,631.61                                       |                               |      |           |    |           |                                 |      |           |    |                          |           |                   |    |      |    |             |    |      |           |    |         |       |
| Advice to Debit Account                 | 125,468.56          | 498,670.65   |           |    | 624,139.21  |                               |      |           |    |           |                                 |      |           |    |                          |           |                   |    |      |    |             |    |      |           |    |         |       |
| Notice of Transfer of Allocation (NTA)  |                     |              |           |    |   |                               |      |           |    |           |                                 |      |           |    |                          |           |                   |    |      |    |             |    |      |           |    |         |       |
| MDS Checks Issued                       |                     |              |           |    |   |                               |      |           |    |           |                                 |      |           |    |                          |           |                   |    |      |    |             |    |      |           |    |         |       |
| Advice to Debit Account                 |                     |              |           |    |   |                               |      |           |    |           |                                 |      |           |    |                          |           |                   |    |      |    |             |    |      |           |    |         |       |
| Working Fund (NCA issued to BTR)        |                     |              |           |    |   |                               |      |           |    |           |                                 |      |           |    |                          |           |                   |    |      |    |             |    |      |           |    |         |       |
| Tax Refundance Advance Issued (TRA)     | 1,792,789.72        | 651,950.08   |           |    | 2,444,739.80  |                               |      |           |    |           |                                 |      |           |    |                          |           |                   |    |      |    |             |    |      |           |    |         |       |
| Cash Disbursement Ceiling (CDC)         |                     |              |           |    |   |                               |      |           |    |           |                                 |      |           |    |                          |           |                   |    |      |    |             |    |      |           |    |         |       |
| Non-Cash Assetment Authority (NCAA)     |                     |              |           |    |   |                               |      |           |    |           |                                 |      |           |    |                          |           |                   |    |      |    |             |    |      |           |    |         |       |
| Others (DOT, BTR, Ocos Stamp, etc.)     |                     |              |           |    |   |                               |      |           |    |           |                                 |      |           |    |                          |           |                   |    |      |    |             |    |      |           |    |         |       |

Certified Correct:

  
Pius, Panoza  
Agency Chief Accountant

Date: 03/Apr/2019

Approved By:

  
Funa, Dennis  
Head of Agency or Authorized Representative  
Date: 03/Apr/2019

**MONTHLY REPORT OF DISBURSEMENTS**  
For the month of February, 2019

| Department: Department of Finance (DOF) |                     |               |           |    | Agency: Insurance Commission                        |                              |      |           |    |                |                                |      |           |    | Operating Unit: N/A      |           |                   |      |                   |               |             |      |           |               |       |         |
|---|---------------------|---------------|-----------|----|---|------------------------------|------|-----------|----|----------------|--------------------------------|------|-----------|----|--------------------------|-----------|-------------------|------|-------------------|---------------|-------------|------|-----------|---------------|-------|---------|
| Organization Code (UACS): 11008000000   |                     |               |           |    | Fund Cluster: 03 - Special Account - Locally Funded |                              |      |           |    |                |                                |      |           |    | Report Status: SUBMITTED |           |                   |      |                   |               |             |      |           |               |       |         |
| PARTICULARS                             | CURRENT YEAR BUDGET |               |           |    |   | PRIOR YEARS BUDGET           |      |           |    |                |                                |      |           |    |                          | SUB-TOTAL | TRUST LIABILITIES |      |                   |               | GRAND TOTAL |      |           |               |       | REMARKS |
|   | PS                  | MOOE          | Fin. Exp. | CO | TOTAL   | PRIOR YEARS ACCOUNTS PAYABLE |      |           |    |                | CURRENT YEARS ACCOUNTS PAYABLE |      |           |    |                          |           | PS                | MOOE | CO                | TOTAL         | PS          | MOOE | Fin. Exp. | CO            | TOTAL |         |
|   |                     |               |           |    |   | PS                           | MOOE | Fin. Exp. | CO | Sub-Total      | PS                             | MOOE | Fin. Exp. | CO | Sub-Total                |           | TOTAL             |      |                   |               |             | PS   | MOOE      | Fin. Exp.     | CO    |         |
| Notice of Cash Allocation (NCA)         | 16,030,245.00       | 12,436,783.36 |           |    | 28,467,028.41                                       |                              |      |           |    | 11,671,049.106 |                                |      |           |    | 12                       | 13        | 34                | 25   | 10,011,011,049.05 | 25            | 26          | 27   | 28        | 29,478,040.46 | 30    |         |
| MEN Checks Issued                       | 15,923,870.10       | 11,767,689.02 |           |    | 27,711,559.12                                       |                              |      |           |    |                |                                |      |           |    |                          |           |                   |      | 15,923,870.10     | 11,767,689.02 |             |      |           | 27,711,559.12 |       |         |
| Advance to Debit Account                | 306,274.90          | 652,094.34    |           |    | 758,469.33  |                              |      |           |    |                |                                |      |           |    |                          |           |                   |      | 306,274.90        | 652,094.34    |             |      |           | 758,469.33    |       |         |
| Notice of Transfer of Allocation (NTA)  |                     |               |           |    |   |                              |      |           |    |                |                                |      |           |    |                          |           |                   |      |                   |               |             |      |           |               |       |         |
| MEN Checks Issued                       |                     |               |           |    |   |                              |      |           |    |                |                                |      |           |    |                          |           |                   |      |                   |               |             |      |           |               |       |         |
| Advance to Debit Account                |                     |               |           |    |   |                              |      |           |    |                |                                |      |           |    |                          |           |                   |      |                   |               |             |      |           |               |       |         |
| Working Fund (NCA issued to BTR)        |                     |               |           |    |   |                              |      |           |    |                |                                |      |           |    |                          |           |                   |      |                   |               |             |      |           |               |       |         |
| Tax Revenue/Other Advances Issued (TRA) | 1,891,581.83        | 414,476.57    |           |    | 2,306,058.40  |                              |      |           |    |                |                                |      |           |    |                          |           |                   |      | 1,891,581.83      | 414,476.57    |             |      |           | 2,306,058.40  |       |         |
| Cash Disbursements Ceiling (CDC)        |                     |               |           |    |   |                              |      |           |    |                |                                |      |           |    |                          |           |                   |      |                   |               |             |      |           |               |       |         |
| Non-Cash Advances/Advances (NCAA)       |                     |               |           |    |   |                              |      |           |    |                |                                |      |           |    |                          |           |                   |      |                   |               |             |      |           |               |       |         |
| Others (DOT, BTR, Dues, Stamp, etc.)    |                     |               |           |    |   |                              |      |           |    |                |                                |      |           |    |                          |           |                   |      |                   |               |             |      |           |               |       |         |

Certified Correct:



Agency Chief Accountant

Date: 08/Mar/2019

Approved By:




Funa, Dennis  
Head of Agency or Authorized  
Representative

Date: 08/Mar/2019

**MONTHLY REPORT OF DISBURSEMENTS**  
For the month of January, 2019


| Department: Department of Finance (DOF) |                     |              |           |           | Agency: Insurance Commission                        |                              |      |           |    |           |                                |      |           |    | Operating Unit: N/A      |               |                   |    |      |    |               |              |      |           |               |         |       |
|---|---------------------|--------------|-----------|-----------|---|------------------------------|------|-----------|----|-----------|--------------------------------|------|-----------|----|--------------------------|---------------|-------------------|----|------|----|---------------|--------------|------|-----------|---------------|---------|-------|
| Organization Code (UACS): 110080000000  |                     |              |           |           | Fund Cluster: 03 - Special Account - Locally Funded |                              |      |           |    |           |                                |      |           |    | Report Status: SUBMITTED |               |                   |    |      |    |               |              |      |           |               |         |       |
| PARTICULARS                             | CURRENT YEAR BUDGET |              |           |           |   | THREE YEARS ACCOUNTS PAYABLE |      |           |    |           | CURRENT YEARS ACCOUNTS PAYABLE |      |           |    |                          | SUB-TOTAL     | TRUST LIABILITIES |    |      |    | GRAND TOTAL   |              |      |           |               | REMARKS |       |
|   | PS                  | MOOE         | Fin. Exp. | CO        | TOTAL   | PS                           | MOOE | Fin. Exp. | CO | Sub-Total | PS                             | MOOE | Fin. Exp. | CO | Sub-Total                |               | TOTAL             | PS | MOOE | CO | TOTAL         | PS           | MOOE | Fin. Exp. | CO            |         | TOTAL |
|   | 1                   | 2            | 3         | 4         | 5   | 6                            | 7    | 8         | 9  | 10        | 11                             | 12   | 13        | 14 | 15                       |               | 16                | 17 | 18   | 19 | 20            | 21           | 22   | 23        | 24            |         | 25    |
| Notice of Cash Allocation (NCA)         | 28,991,830.39       | 6,200,340.76 |           | 42,589.24 | 35,234,700.43                                       |                              |      |           |    |           |                                |      |           |    |                          | 35,234,700.43 |                   |    |      |    | 28,991,830.39 | 6,200,340.76 |      | 42,589.24 | 35,234,700.43 |         |       |
| MIS Checks Issued                       | 28,912,583.27       | 6,166,314.01 |           | 42,589.24 | 35,121,486.56                                       |                              |      |           |    |           |                                |      |           |    |                          | 35,121,486.56 |                   |    |      |    | 28,912,583.27 | 6,166,314.01 |      | 42,589.24 | 35,121,486.56 |         |       |
| Advis to Debit Account                  | 79,246.82           | 653,966.77   |           |           | 733,243.59  |                              |      |           |    |           |                                |      |           |    |                          | 733,243.59    |                   |    |      |    | 79,246.82     | 653,966.77   |      |           | 733,243.59    |         |       |
| Notice of Transfer of Allocation (NTA)  | 2,358,068.12        | 242,632.60   |           | 2,410.72  | 2,603,111.57  |                              |      |           |    |           |                                |      |           |    |                          | 2,603,111.57  |                   |    |      |    | 2,358,068.12  | 242,632.60   |      | 2,410.72  | 2,603,111.57  |         |       |
| MIS Checks Issued                       |                     |              |           |           |   |                              |      |           |    |           |                                |      |           |    |                          |               |                   |    |      |    |               |              |      |           |               |         |       |
| Advis to Debit Account                  | 2,358,068.12        | 242,632.60   |           | 2,410.72  | 2,603,111.57  |                              |      |           |    |           |                                |      |           |    |                          | 2,603,111.57  |                   |    |      |    | 2,358,068.12  | 242,632.60   |      | 2,410.72  | 2,603,111.57  |         |       |
| Working Paper (NC & issued to BTEs)     |                     |              |           |           |   |                              |      |           |    |           |                                |      |           |    |                          |               |                   |    |      |    |               |              |      |           |               |         |       |
| Tax Remittance Advice Issued (TRA)      |                     |              |           |           |   |                              |      |           |    |           |                                |      |           |    |                          |               |                   |    |      |    |               |              |      |           |               |         |       |
| Cash Disbursement Voucher (CDV)         |                     |              |           |           |   |                              |      |           |    |           |                                |      |           |    |                          |               |                   |    |      |    |               |              |      |           |               |         |       |
| Man Cash Acquisition Accounts (NC/AA)   |                     |              |           |           |   |                              |      |           |    |           |                                |      |           |    |                          |               |                   |    |      |    |               |              |      |           |               |         |       |
| Others (CDT, BTE Docs Stamp, etc.)      |                     |              |           |           |   |                              |      |           |    |           |                                |      |           |    |                          |               |                   |    |      |    |               |              |      |           |               |         |       |

Certified Correct:

  
Patras, Patricia  
Agency Chief Accountant

Date: 11/Feb/2019

Approved By:

  
Fura, Dennis  
Head of Agency or Authorized Representative  
Date: 12/Feb/2019